

Luminaire Photograph



Light Output Ratio:	84.3%	
Luminaire Power:	7.728 W	
SHR Nominal:	0.00	Calculated using the TM5
SHR Maximum:	0.25	fine grid method.

C Range: 0 - 360DEG
C Interval: 30.0DEG
Test Speed: HIGH
Temperature: 25.3 °C
Operators: zoe
Test Date: 2025-2-25

Range: 0 - 180DEG
Interval: 1.0DEG
Test System: EVERFINE GO-SPEX500_V1 SYSTEM V2.00.461
Humidity: 65.0%
Test Distance: 3.160m [K=1.0000]
Remarks: LAMP: BXRH-30G06T0-C-83 Ra: 90
LENS: PM-1084 15R
NOT DRIVER: 48V
30minutes warm-up

LUMINOUS INTENSITY DISTRIBUTION DIAGRAM

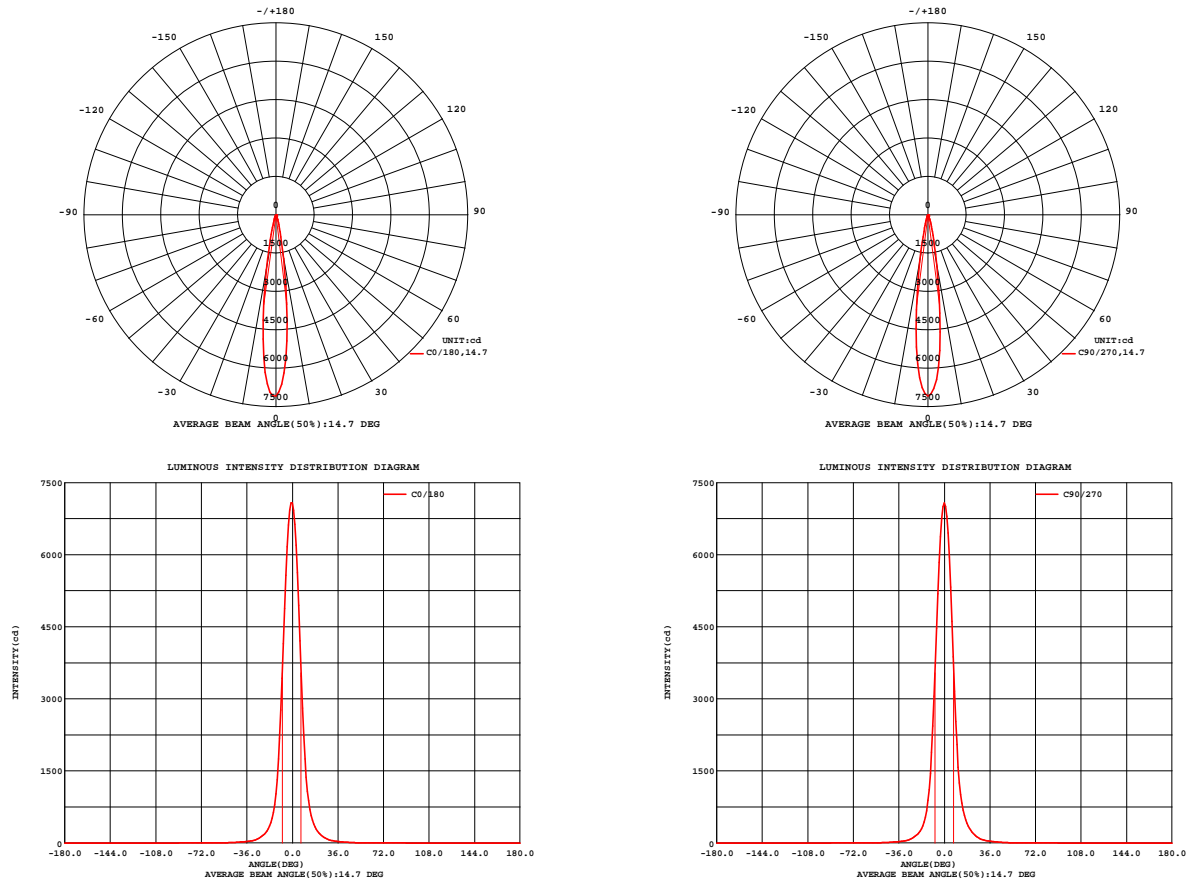


Fig. C0/C180

Fig. C90/C270

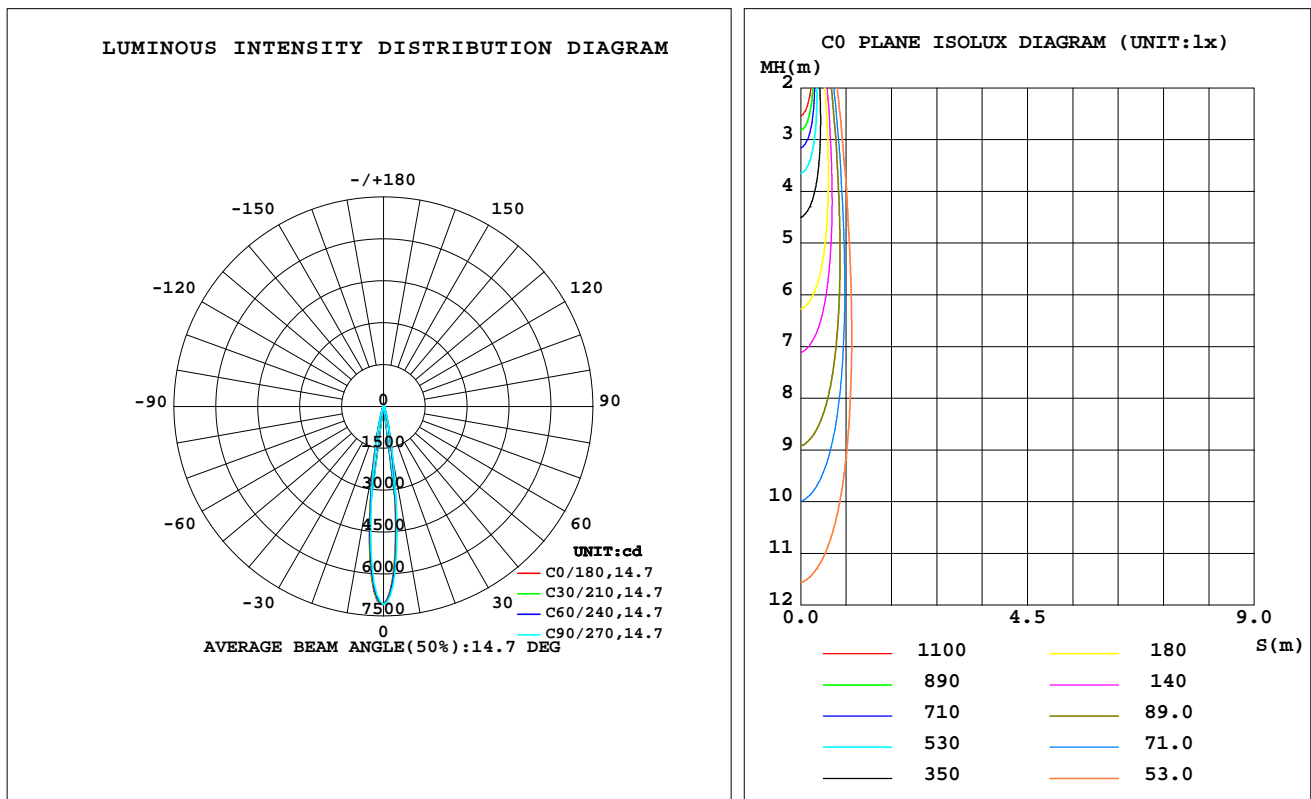
C Range: 0 - 360DEG
C Interval: 30.0DEG
Test Speed: HIGH
Temperature: 25.3 °C
Operators: zoe
Test Date: 2025-2-25

Range: 0 - 180DEG
Interval: 1.0DEG
Test System: EVERFINE GO-SPEX500_V1 SYSTEM V2.00.461
Humidity: 65.0%
Test Distance: 3.160m [K=1.0000]
Remarks: LAMP: BXRH-30G06T0-C-83 Ra: 90
LENS: PM-1084 15R
NOT DRIVER: 48V
30minutes warm-up

LUMINAIRE PHOTOMETRIC TEST REPORT

Test:U:47.997V I:0.1610A P:7.7275W PF:1.0000 Freq:49.99Hz Lamp Flux:802.29x1 lm		
NAME: OZ48-SA-HE-40	TYPE:	WEIGHT:
SPEC.: 3000K	DIM.:	SERIAL No.: 2502250118
MFR.: RISE	SUR.: 0.00113354m2	Shielding Angle:

DATA OF LAMP		PHOTOMETRIC DATA Eff: 87.51 lm/W			
MODEL	Brideglux	Imax(cd)	7079	S/MH(C0/180)	0.27
NOMINAL POWER(W)	8	LOR(%)	84.3	S/MH(C90/270)	0.25
RATED VOLTAGE(V)	48	TOTAL FLUX(lm)	676.22	UP,DN(C0-180)	0.0,43.1
NOMINAL FLUX(lm)	802.29	CIE CLASS	DIRECT	UP,DN(C180-360)	0.0,41.2
LAMPS INSIDE	1	up(%)	0.0	CIBSE SHR NOM	0.00
TEST VOLTAGE(V)	48	down(%)	84.3	CIBSE SHR MAX	0.25



C Range: 0 - 360DEG
C Interval: 30.0DEG
Test Speed: HIGH
Temperature:25.3℃
Operators:zoe
Test Date:2025-2-25

Range: 0 - 180DEG
Interval: 1.0DEG
Test System:EVERFINE GO-SPEX500_V1 SYSTEM V2.00.461
Humidity:65.0%
Test Distance:3.160m [K=1.0000]
Remarks: LAMP:BXRH-30G06T0-C-83 Ra:90
LENS:PM-1084 15R
NOT DRIVER:48V
30minutes warm-up

ZONAL FLUX DIAGRAM

ZONAL FLUX DIAGRAM:

	C0	C45	C90	C135	C180	C225	C270	C315		zone	total	%lum,lamp
10	1748	1877	2050	2113	2183	2082	1890	1823	0- 10	385.9	385.9	57.1,48.1
20	244.6	283.1	302.7	281.4	251.1	226.4	213.2	222.0	10- 20	194.8	580.7	85.9,72.4
30	58.69	67.11	70.24	64.60	57.79	53.55	50.83	52.71	20- 30	58.97	639.7	94.6,79.7
40	22.09	24.37	25.54	24.06	22.30	21.31	20.19	20.60	30- 40	22.96	662.6	98,82.6
50	6.111	6.477	6.823	6.889	6.722	6.392	6.052	5.941	40- 50	10.15	672.8	99.5,83.9
60	1.090	1.260	1.409	1.359	1.228	1.153	1.045	1.022	50- 60	2.985	675.8	99.9,84.2
70	0.0926	0.0873	0.0943	0.0878	0.0877	0.0784	0.0817	0.0814	60- 70	0.3919	676.1	100,84.3
80	0.0425	0.0261	0.0382	0.0287	0.0381	0.0272	0.0354	0.0270	70- 80	0.0574	676.2	100,84.3
90	0	0	0	0	0	0	0	0	80- 90	0.0176	676.2	100,84.3
100	0	0	0	0	0	0	0	0	90-100	0	676.2	100,84.3
110	0	0	0	0	0	0	0	0	100-110	0	676.2	100,84.3
120	0	0	0	0	0	0	0	0	110-120	0	676.2	100,84.3
130	0	0	0	0	0	0	0	0	120-130	0	676.2	100,84.3
140	0	0	0	0	0	0	0	0	130-140	0	676.2	100,84.3
150	0	0	0	0	0	0	0	0	140-150	0	676.2	100,84.3
160	0	0	0	0	0	0	0	0	150-160	0	676.2	100,84.3
170	0	0	0	0	0	0	0	0	160-170	0	676.2	100,84.3
180	0	0	0	0	0	0	0	0	170-180	0	676.2	100,84.3
DEG	LUMINOUS INTENSITY:cd									UNIT:lm		

C Range: 0 - 360DEG
C Interval: 30.0DEG
Test Speed: HIGH
Temperature:25.3℃
Operators:zoe
Test Date:2025-2-25

Range: 0 - 180DEG
Interval: 1.0DEG
Test System:EVERFINE GO-SPEX500_V1 SYSTEM V2.00.461
Humidity:65.0%
Test Distance:3.160m [K=1.0000]
Remarks: LAMP:BXRH-30G06T0-C-83 Ra:90
LENS:PM-1084 15R
NOT DRIVER:48V
30minutes warm-up

LUMINANCE LIMITATION CURVES

Test:U:47.997V I:0.1610A P:7.7275W PF:1.0000 Freq:49.99Hz
Lamp Flux:802.29x1 lm

NAME: OZ48-SA-HE-40

TYPE:

WEIGHT:

SPEC.: 3000K

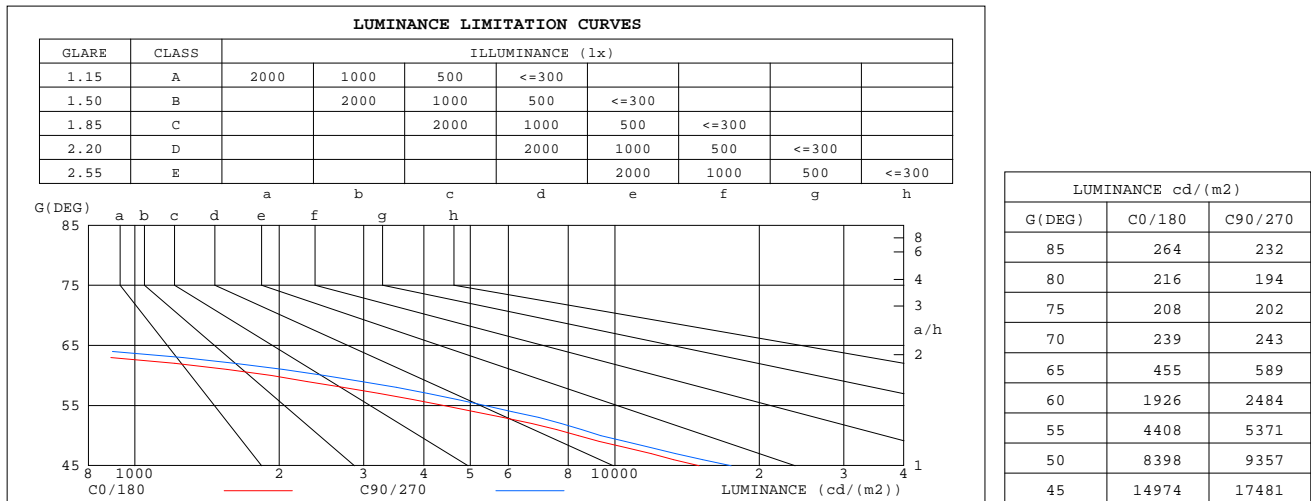
DIM.:

SERIAL No.: 2502250118

MFR.: RISE

SUR.: 0.00113354m2

Shielding Angle:



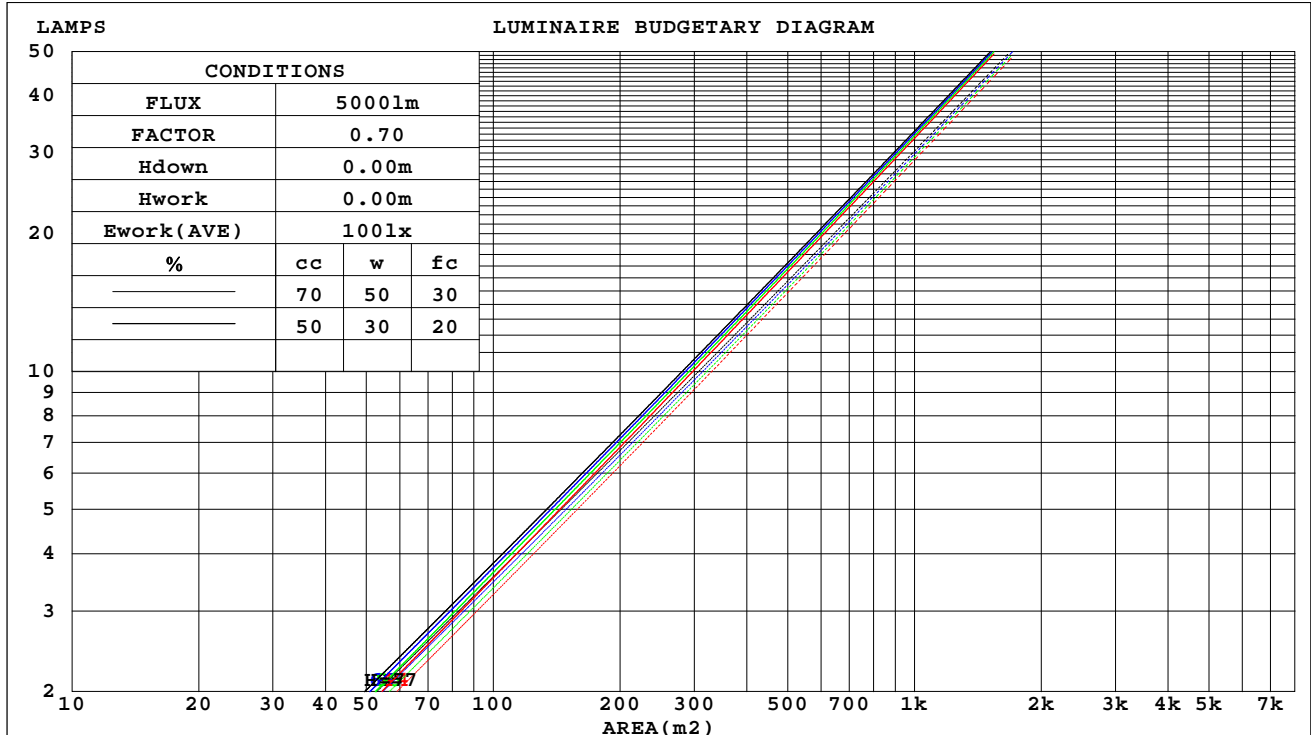
C Range: 0 - 360DEG
C Interval: 30.0DEG
Test Speed: HIGH
Temperature:25.3℃
Operators:zoe
Test Date:2025-2-25

Range: 0 - 180DEG
Interval: 1.0DEG
Test System:EVERFINE GO-SPEX500_V1 SYSTEM V2.00.461
Humidity:65.0%
Test Distance:3.160m [K=1.0000]
Remarks: LAMP:BXRH-30G06T0-C-83 Ra:90
LENS:PM-1084 15R
NOT DRIVER:48V
30minutes warm-up

CU AND LUMINAIRE BUDGETARY ESTIMATE DIAGRAM

Test:U:47.997V I:0.1610A P:7.7275W PF:1.0000 Freq:49.99Hz Lamp Flux:802.29x1 lm		
NAME: OZ48-SA-HE-40	TYPE:	WEIGHT:
SPEC.: 3000K	DIM.:	SERIAL No.: 2502250118
MFR.: RISE	SUR.: 0.00113354m2	Shielding Angle:

cc	80%			70%			50%			30%			10%			0
w	50%	30%	10%	50%	30%	10%	50%	30%	10%	50%	30%	10%	50%	30%	10%	0
fc	20%			20%			20%			20%			20%			0
RCR	RCR:Room Cavity Ratio			Coefficients of Utilization(CU)												
0.0	1.00	1.00	1.00	.98	.98	.98	.94	.94	.94	.90	.90	.90	.86	.86	.86	.84
1.0	.96	.94	.93	.94	.93	.92	.91	.90	.89	.88	.87	.86	.85	.84	.84	.82
2.0	.92	.90	.88	.91	.89	.87	.88	.86	.85	.86	.84	.83	.83	.82	.82	.80
3.0	.89	.86	.84	.88	.85	.83	.86	.84	.82	.84	.82	.81	.82	.81	.80	.79
4.0	.86	.83	.81	.85	.82	.80	.83	.81	.79	.82	.80	.79	.81	.79	.78	.77
5.0	.83	.80	.78	.83	.80	.78	.81	.79	.77	.80	.78	.77	.79	.77	.76	.75
6.0	.81	.78	.76	.81	.78	.76	.80	.77	.75	.79	.77	.75	.78	.76	.75	.74
7.0	.79	.76	.74	.79	.76	.74	.78	.76	.74	.77	.75	.73	.76	.75	.73	.72
8.0	.78	.75	.73	.77	.75	.73	.77	.74	.72	.76	.74	.72	.75	.73	.72	.71
9.0	.76	.73	.71	.76	.73	.71	.75	.73	.71	.75	.72	.71	.74	.72	.71	.70
10.0	.75	.72	.70	.74	.72	.70	.74	.71	.70	.73	.71	.70	.73	.71	.69	.69



C Range: 0 - 360DEG
C Interval: 30.0DEG
Test Speed: HIGH
Temperature:25.3℃
Operators:zoe
Test Date:2025-2-25

Range: 0 - 180DEG
Interval: 1.0DEG
Test System:EVERFINE GO-SPEX500_V1 SYSTEM V2.00.461
Humidity:65.0%
Test Distance:3.160m [K=1.0000]
Remarks: LAMP:BXRH-30G06T0-C-83 Ra:90
LENS:PM-1084 15R
NOT DRIVER:48V
30minutes warm-up

WEC AND CCEC

Test:U:47.997V I:0.1610A P:7.7275W PF:1.0000 Freq:49.99Hz Lamp Flux:802.29x1 lm		
NAME: OZ48-SA-HE-40	TYPE:	WEIGHT:
SPEC.: 3000K	DIM.:	SERIAL No.: 2502250118
MFR.: RISE	SUR.: 0.00113354m2	Shielding Angle:

cc	80%			70%			50%			30%			10%			0	
w	50%	30%	10%	50%	30%	10%	50%	30%	10%	50%	30%	10%	50%	30%	10%	0	
fc	20%			20%			20%			20%			20%			0	
RCR	RCR:Room Cavity Ratio						Wall Exitance Coefficients(WEC)										
0.0																	
1.0	.104	.059	.019	.098	.056	.018	.088	.050	.016	.078	.045	.014	.069	.040	.013		
2.0	.095	.052	.016	.091	.050	.015	.082	.046	.014	.074	.042	.013	.067	.038	.012		
3.0	.088	.047	.014	.084	.045	.014	.077	.042	.013	.071	.039	.012	.065	.036	.011		
4.0	.082	.042	.012	.079	.041	.012	.073	.039	.012	.067	.036	.011	.062	.034	.010		
5.0	.076	.039	.011	.074	.038	.011	.069	.036	.011	.064	.034	.010	.060	.032	.010		
6.0	.072	.036	.010	.069	.035	.010	.065	.033	.010	.061	.032	.009	.057	.030	.009		
7.0	.067	.033	.009	.065	.033	.009	.062	.031	.009	.058	.030	.009	.055	.029	.008		
8.0	.064	.031	.009	.062	.031	.009	.059	.029	.008	.056	.028	.008	.053	.027	.008		
9.0	.061	.029	.008	.059	.029	.008	.056	.028	.008	.054	.027	.008	.051	.026	.008		
10.0	.058	.028	.008	.056	.027	.008	.054	.026	.007	.052	.026	.007	.049	.025	.007		

cc	80%			70%			50%			30%			10%			0
w	50%	30%	10%	50%	30%	10%	50%	30%	10%	50%	30%	10%	50%	30%	10%	0
fc	20%			20%			20%			20%			20%			0
RCR	RCR:Room Cavity Ratio			Ceiling Cavity Exitance Coefficients(CCEC)												
0.0	.161	.161	.161	.137	.137	.137	.094	.094	.094	.054	.054	.054	.017	.017	.017	
1.0	.141	.133	.126	.121	.114	.108	.083	.079	.075	.048	.045	.044	.015	.015	.014	
2.0	.125	.112	.101	.107	.096	.087	.073	.067	.061	.042	.039	.036	.014	.013	.012	
3.0	.112	.095	.082	.096	.082	.071	.066	.057	.050	.038	.033	.030	.012	.011	.010	
4.0	.101	.082	.068	.086	.071	.059	.059	.050	.042	.034	.029	.025	.011	.009	.008	
5.0	.091	.072	.057	.078	.062	.050	.054	.043	.035	.031	.025	.021	.010	.008	.007	
6.0	.083	.063	.049	.071	.055	.042	.049	.038	.030	.029	.022	.018	.009	.007	.006	
7.0	.076	.056	.042	.066	.048	.036	.045	.034	.026	.026	.020	.015	.009	.007	.005	
8.0	.070	.050	.036	.061	.043	.031	.042	.030	.022	.024	.018	.013	.008	.006	.004	
9.0	.065	.045	.031	.056	.039	.027	.039	.028	.019	.023	.016	.012	.007	.005	.004	
10.0	.061	.041	.028	.053	.036	.024	.036	.025	.017	.021	.015	.010	.007	.005	.003	

C Range: 0 - 360DEG
C Interval: 30.0DEG
Test Speed: HIGH
Temperature:25.3℃
Operators:zoe
Test Date:2025-2-25

Range: 0 - 180DEG
Interval: 1.0DEG
Test System:EVERFINE GO-SPEX500_V1 SYSTEM V2.00.461
Humidity:65.0%
Test Distance:3.160m [K=1.0000]
Remarks: LAMP:BXRH-30G06T0-C-83 Ra:90
LENS:PM-1084 15R
NOT DRIVER:48V
30minutes warm-up

UGR(Unified Glare Rating) Table

Test:U:47.997V I:0.1610A P:7.7275W PF:1.0000 Freq:49.99Hz Lamp Flux:802.29x1 lm										
NAME: OZ48-SA-HE-40					TYPE:			WEIGHT:		
SPEC.: 3000K					DIM.:			SERIAL No.: 2502250118		
MFR.: RISE					SUR.: 0.00113354m2			Shielding Angle:		
ceiling/cavity	0.7	0.7	0.5	0.5	0.3	0.7	0.7	0.5	0.5	0.3
walls	0.5	0.3	0.5	0.3	0.3	0.5	0.3	0.5	0.3	0.3
working plane	0.2	0.2	0.2	0.2	0.2	0.2	0.2	0.2	0.2	0.2
Room dimensions	Viewed crosswise					Viewed endwise				
x = 2H y = 2H	12.3	12.8	12.5	13.0	13.1	12.9	13.4	13.1	13.6	13.7
3H	12.1	12.7	12.4	12.8	13.0	12.7	13.3	13.0	13.4	13.6
4H	12.1	12.6	12.3	12.8	13.0	12.7	13.2	12.9	13.4	13.6
6H	12.0	12.5	12.3	12.7	12.9	12.6	13.1	12.9	13.3	13.5
8H	11.9	12.4	12.2	12.6	12.9	12.5	13.0	12.8	13.2	13.5
12H	11.9	12.3	12.2	12.6	12.9	12.5	12.9	12.8	13.2	13.5
4H 2H	12.1	12.6	12.4	12.8	13.0	12.7	13.2	12.9	13.4	13.6
3H	11.9	12.4	12.2	12.6	12.9	12.5	13.0	12.8	13.2	13.5
4H	11.8	12.2	12.2	12.5	12.8	12.4	12.8	12.8	13.1	13.4
6H	11.7	12.1	12.1	12.4	12.8	12.3	12.7	12.7	13.0	13.3
8H	11.7	12.0	12.1	12.4	12.7	12.3	12.6	12.6	13.0	13.3
12H	11.6	11.9	12.0	12.3	12.7	12.2	12.5	12.6	12.9	13.3
8H 4H	11.7	12.0	12.1	12.4	12.7	12.3	12.6	12.6	13.0	13.3
6H	11.6	11.8	12.0	12.2	12.6	12.1	12.4	12.6	12.8	13.2
8H	11.5	11.7	11.9	12.2	12.6	12.1	12.3	12.5	12.8	13.2
12H	11.4	11.7	11.9	12.1	12.6	12.0	12.2	12.5	12.7	13.1
12H 4H	11.6	11.9	12.0	12.3	12.7	12.2	12.5	12.6	12.9	13.3
6H	11.5	11.7	11.9	12.2	12.6	12.1	12.3	12.5	12.8	13.2
8H	11.4	11.6	11.9	12.1	12.6	12.0	12.2	12.5	12.7	13.1
Variations with the observer position at spacings(CIE Pub.117):										
S = 1.0H	+ 2.4 / - 9.2					+ 2.6 / - 8.5				
1.5H	+ 3.6 / - 5.8					+ 4.0 / - 6.0				
2.0H	+ 5.4 / -12.0					+ 5.8 / -12.1				

CIE Pub.117, 802.3 lm Total Lamp Luminous Flux Correct (8log(F/F0) = -0.8)
Area: 0.00113354 m2

C Range: 0 - 360DEG
C Interval: 30.0DEG
Test Speed: HIGH
Temperature:25.3℃
Operators:zoe
Test Date:2025-2-25

Range: 0 - 180DEG
Interval: 1.0DEG
Test System:EVERFINE GO-SPEX500_V1 SYSTEM V2.00.461
Humidity:65.0%
Test Distance:3.160m [K=1.0000]
Remarks: LAMP:BXRH-30G06T0-C-83 Ra:90
LENS:PM-1084 15R
NOT DRIVER:48V
30minutes warm-up

UTILIZATION FACTORS TABLE

Test:U:47.997V I:0.1610A P:7.7275W PF:1.0000 Freq:49.99Hz Lamp Flux:802.29x1 lm		
NAME: OZ48-SA-HE-40	TYPE:	WEIGHT:
SPEC.: 3000K	DIM.:	SERIAL No.: 2502250118
MFR.: RISE	SUR.: 0.00113354m2	Shielding Angle:

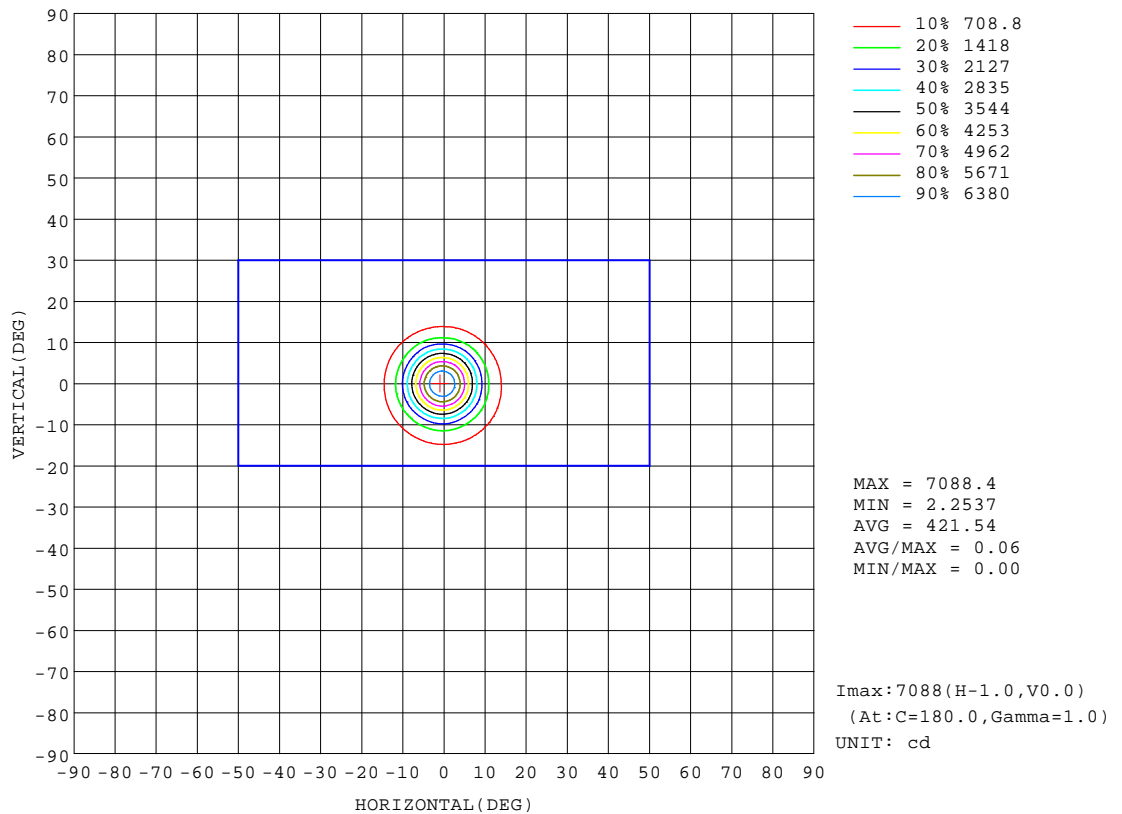
REFLECTANCE										
Ceiling	0.8	0.8	0.8	0.7	0.7	0.7	0.5	0.5	0.5	0
Walls	0.7	0.5	0.3	0.7	0.5	0.3	0.7	0.5	0.3	0
Working plane	0.2	0.2	0.2	0.2	0.2	0.2	0.2	0.2	0.2	0
ROOM INDEX	UTILIZATION FACTORS(PERCENT) $k(RI) \times RCR = 5$									
k = 0.60	76	71	68	76	71	68	75	71	68	65
0.80	82	78	75	82	77	75	81	77	74	71
1.00	85	81	78	85	81	78	83	80	78	75
1.25	88	84	82	88	84	81	86	83	81	78
1.50	91	87	84	90	86	84	88	85	83	79
2.00	92	89	87	91	88	86	89	87	85	81
2.50	94	91	88	92	90	88	90	88	86	81
3.00	95	92	90	93	91	89	91	89	87	82
4.00	96	94	93	95	93	91	92	90	89	83
5.00	97	96	94	96	94	93	92	91	90	84
ROOM INDEX	UF(total)									Direct
According to DIN EN 13032-2 2004			Suspended					SHRNOM = 1.25		

C Range: 0 - 360DEG
C Interval: 30.0DEG
Test Speed: HIGH
Temperature:25.3℃
Operators:zoe
Test Date:2025-2-25

Range: 0 - 180DEG
Interval: 1.0DEG
Test System:EVERFINE GO-SPEX500_V1 SYSTEM V2.00.461
Humidity:65.0%
Test Distance:3.160m [K=1.0000]
Remarks: LAMP:BXRH-30G06T0-C-83 Ra:90
LENS:PM-1084 15R
NOT DRIVER:48V
30minutes warm-up

ISOCANDELA DIAGRAM

Test:U:47.997V I:0.1610A P:7.7275W PF:1.0000 Freq:49.99Hz Lamp Flux:802.29x1 lm		
NAME: OZ48-SA-HE-40	TYPE:	WEIGHT:
SPEC.: 3000K	DIM.:	SERIAL No.: 2502250118
MFR.: RISE	SUR.: 0.00113354m2	Shielding Angle:

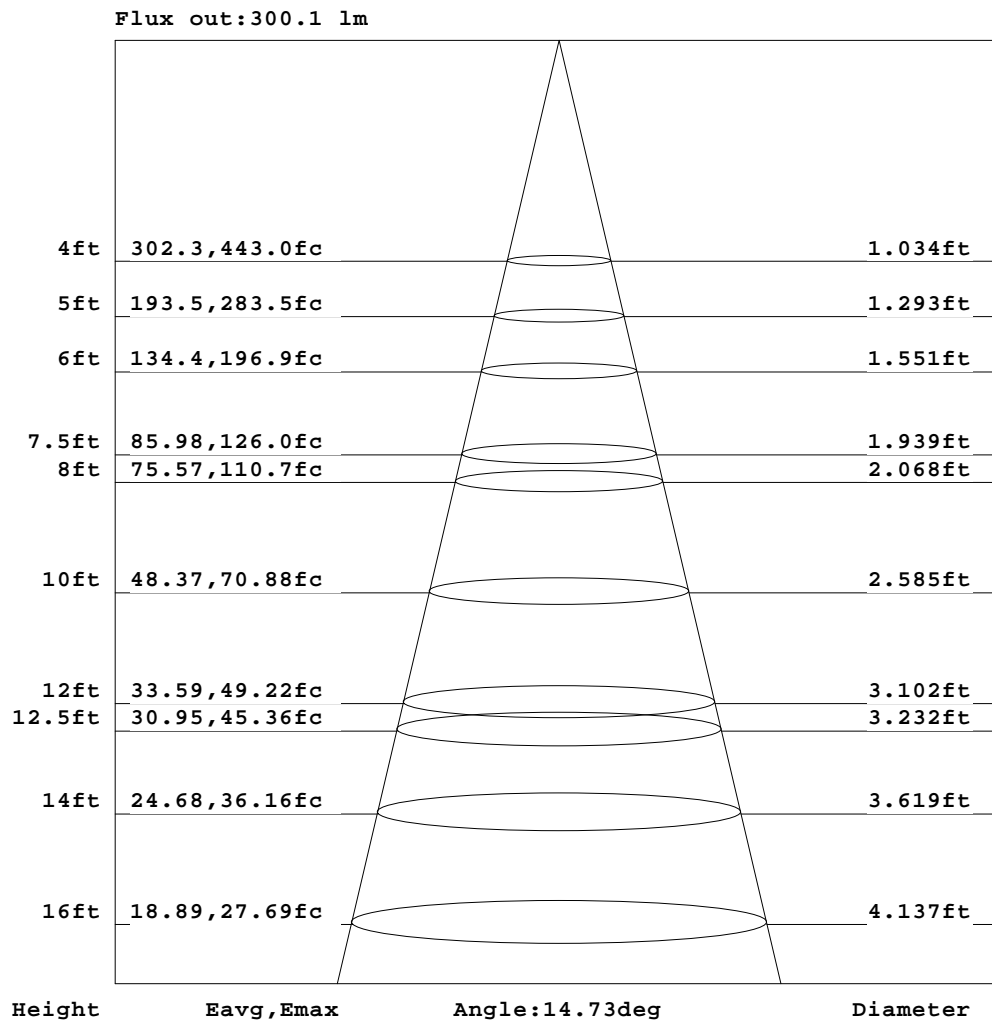


C Range: 0 - 360DEG
C Interval: 30.0DEG
Test Speed: HIGH
Temperature: 25.3 °C
Operators: zoe
Test Date: 2025-2-25

Range: 0 - 180DEG
Interval: 1.0DEG
Test System: EVERFINE GO-SPEX500_V1 SYSTEM V2.00.461
Humidity: 65.0%
Test Distance: 3.160m [K=1.0000]
Remarks: LAMP: BXRH-30G06T0-C-83 Ra: 90
LENS: PM-1084 15R
NOT DRIVER: 48V
30minutes warm-up

AAI Figure

Test:U:47.997V I:0.1610A P:7.7275W PF:1.0000 Freq:49.99Hz Lamp Flux:802.29x1 lm		
NAME: OZ48-SA-HE-40	TYPE:	WEIGHT:
SPEC.: 3000K	DIM.:	SERIAL No.: 2502250118
MFR.: RISE	SUR.: 0.00113354m2	Shielding Angle:



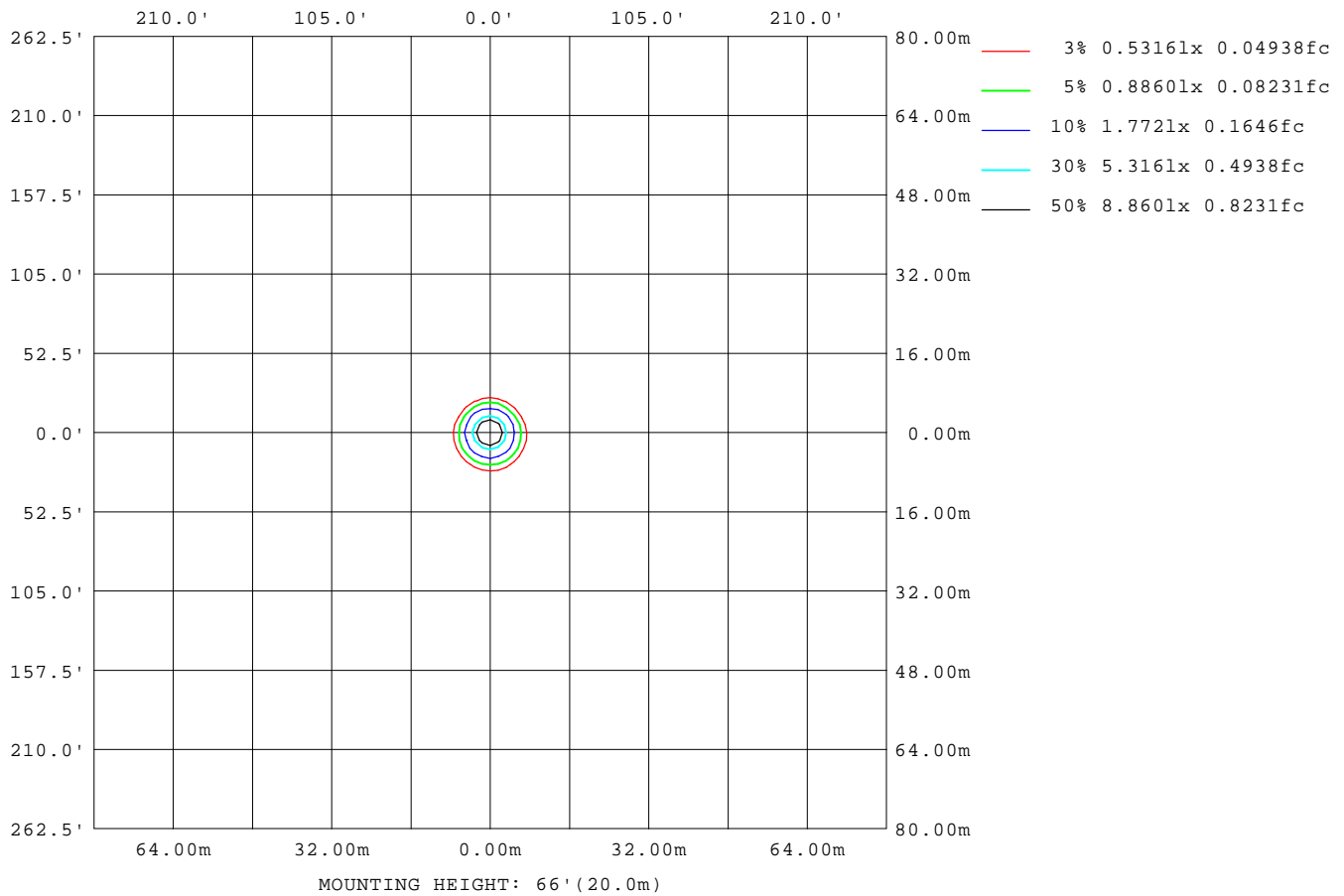
Note:The Curves indicate the illuminated area and the average illumination when the luminaire is at different distance.

C Range: 0 - 360DEG
C Interval: 30.0DEG
Test Speed: HIGH
Temperature:25.3℃
Operators:zoe
Test Date:2025-2-25

Range: 0 - 180DEG
Interval: 1.0DEG
Test System:EVERFINE GO-SPEX500_V1 SYSTEM V2.00.461
Humidity:65.0%
Test Distance:3.160m [K=1.0000]
Remarks: LAMP:BXRH-30G06T0-C-83 Ra:90
LENS:PM-1084 15R
NOT DRIVER:48V
30minutes warm-up

ISOLUX DIAGRAM

Test:U:47.997V I:0.1610A P:7.7275W PF:1.0000 Freq:49.99Hz Lamp Flux:802.29x1 lm		
NAME: OZ48-SA-HE-40	TYPE:	WEIGHT:
SPEC.: 3000K	DIM.:	SERIAL No.: 2502250118
MFR.: RISE	SUR.: 0.00113354m2	Shielding Angle:



C Range: 0 - 360DEG
C Interval: 30.0DEG
Test Speed: HIGH
Temperature:25.3℃
Operators:zoe
Test Date:2025-2-25

Range: 0 - 180DEG
Interval: 1.0DEG
Test System:EVERFINE GO-SPEX500_V1 SYSTEM V2.00.461
Humidity:65.0%
Test Distance:3.160m [K=1.0000]
Remarks: LAMP:BXRH-30G06T0-C-83 Ra:90
LENS:PM-1084 15R
NOT DRIVER:48V
30minutes warm-up

LED Avg.L Report

Test:U:47.997V I:0.1610A P:7.7275W PF:1.0000 Freq:49.99Hz Lamp Flux:802.29x1 lm		
NAME: OZ48-SA-HE-40	TYPE:	WEIGHT:
SPEC.: 3000K	DIM.:	SERIAL No.: 2502250118
MFR.: RISE	SUR.: 0.00113354m2	Shielding Angle:

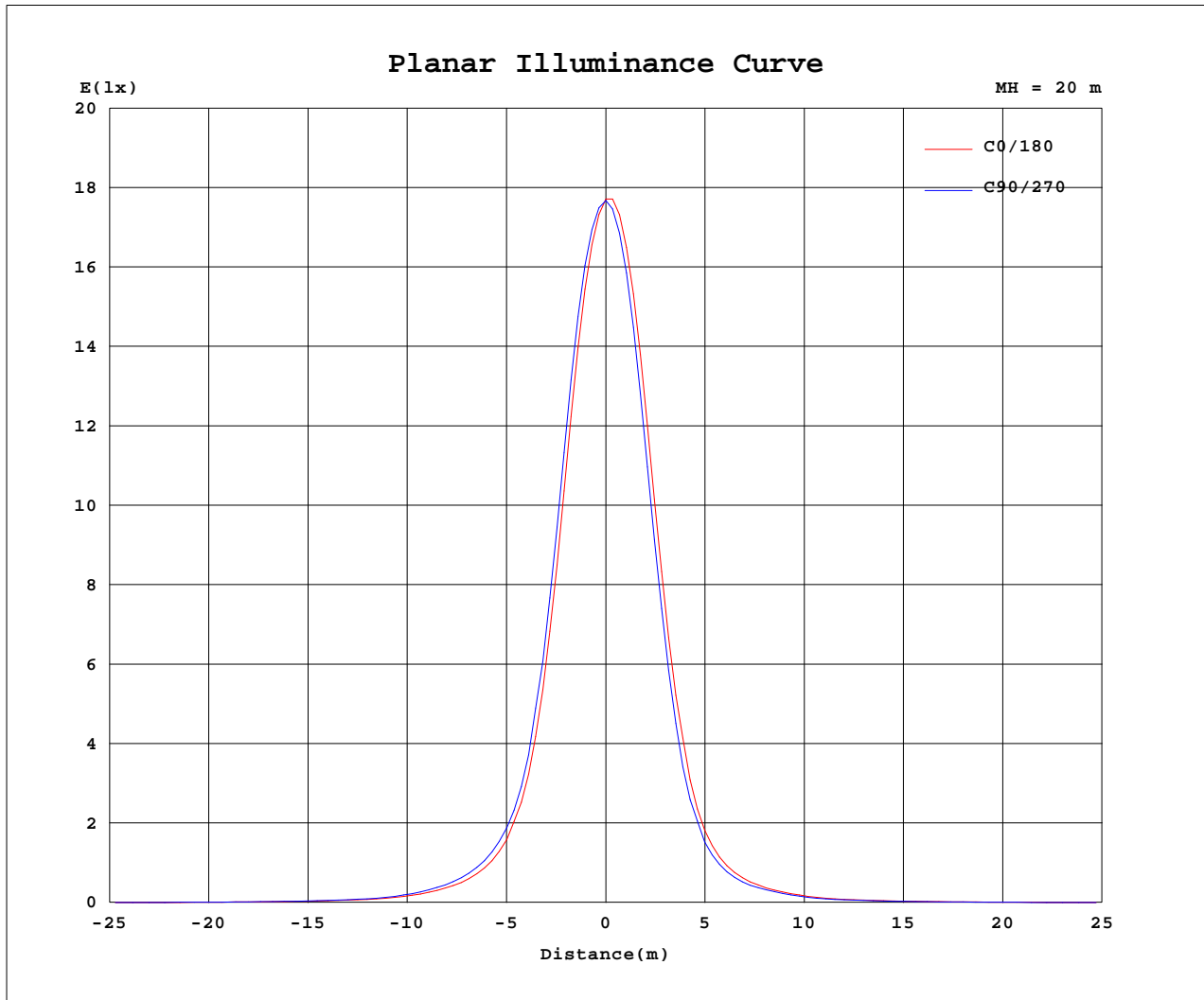
AvgL	cd/m2
L_0~180(65)av	492
L_0~180(75)av	203
L_0~180(85)av	294
L_90~270(65)av	507
L_90~270(75)av	190
L_90~270(85)av	233
L_45(65)av	498
L_45(75)av	167
L_45(85)av	97

Standard: GB/T 29293-2012

C Range: 0 - 360DEG
C Interval: 30.0DEG
Test Speed: HIGH
Temperature:25.3℃
Operators:zoe
Test Date:2025-2-25

Range: 0 - 180DEG
Interval: 1.0DEG
Test System:EVERFINE GO-SPEX500_V1 SYSTEM V2.00.461
Humidity:65.0%
Test Distance:3.160m [K=1.0000]
Remarks: LAMP:BXRH-30G06T0-C-83 Ra:90
LENS:PM-1084 15R
NOT DRIVER:48V
30minutes warm-up

Planar Illuminance Curve



C Range: 0 - 360DEG
 C Interval: 30.0DEG
 Test Speed: HIGH
 Temperature: 25.3 °C
 Operators: zoe
 Test Date: 2025-2-25

Range: 0 - 180DEG
 Interval: 1.0DEG
 Test System: EVERFINE GO-SPEX500_V1 SYSTEM V2.00.461
 Humidity: 65.0%
 Test Distance: 3.160m [K=1.0000]
 Remarks: LAMP: BXRH-30G06T0-C-83 Ra: 90
 LENS: PM-1084 15R
 NOT DRIVER: 48V
 30minutes warm-up



LUMINOUS DISTRIBUTION INTENSITY DATA

Test:U:47.997V I:0.1610A P:7.7275W PF:1.0000 Freq:49.99Hz Lamp Flux:802.29x1 lm		
NAME: OZ48-SA-HE-40	TYPE:	WEIGHT:
SPEC.: 3000K	DIM.:	SERIAL No.: 2502250118
MFR.: RISE	SUR.: 0.00113354m2	Shielding Angle:

Table--1

UNIT: cd

C(DEG) (DEG)	0	30	60	90	120	150	180	210	240	270	300	330						
0	7078	7078	7078	7078	7078	7078	7078	7078	7078	7078	7078	7078						
5	4946	5052	5164	5327	5437	5524	5573	5466	5357	5184	5078	4989						
10	1748	1873	1882	2050	2075	2152	2183	2096	2068	1890	1878	1769						
15	571	627	660	686	676	664	636	592	568	535	533	538						
20	245	274	292	303	289	274	251	231	222	213	220	224						
25	118	132	141	146	138	132	121	113	110	105	106	109						
30	58.7	65.1	69.1	70.2	66.6	62.6	57.8	54.6	52.5	50.8	51.6	53.8						
35	35.4	38.4	40.2	40.7	38.8	36.6	34.8	33.5	32.6	31.3	31.5	32.9						
40	22.1	23.8	24.9	25.5	24.7	23.4	22.3	21.5	21.1	20.2	20.3	20.9						
45	12.0	12.9	13.5	14.0	13.9	13.4	13.0	12.5	12.2	11.5	11.3	11.5						
50	6.11	6.37	6.59	6.82	6.91	6.87	6.72	6.51	6.27	6.05	5.93	5.95						
55	2.86	3.13	3.34	3.49	3.47	3.38	3.26	3.15	3.07	2.91	2.79	2.76						
60	1.09	1.21	1.31	1.41	1.41	1.31	1.23	1.18	1.12	1.04	1.02	1.02						
65	0.22	0.24	0.26	0.28	0.30	0.26	0.25	0.24	0.22	0.20	0.20	0.20						
70	0.09	0.09	0.09	0.09	0.09	0.09	0.09	0.08	0.08	0.08	0.08	0.08						
75	0.06	0.05	0.05	0.06	0.05	0.05	0.06	0.05	0.05	0.05	0.05	0.05						
80	0.04	0.03	0.03	0.04	0.03	0.03	0.04	0.03	0.03	0.04	0.03	0.03						
85	0.03	0.01	0.01	0.02	0.01	0.01	0.03	0.01	0.01	0.02	0.01	0.01						
90	0.00	0.00	0.00	0.00	0.00	0.00	0.00	0.00	0.00	0.00	0.00	0.00						
95	0.00	0.00	0.00	0.00	0.00	0.00	0.00	0.00	0.00	0.00	0.00	0.00						
100	0.00	0.00	0.00	0.00	0.00	0.00	0.00	0.00	0.00	0.00	0.00	0.00						
105	0.00	0.00	0.00	0.00	0.00	0.00	0.00	0.00	0.00	0.00	0.00	0.00						
110	0.00	0.00	0.00	0.00	0.00	0.00	0.00	0.00	0.00	0.00	0.00	0.00						
115	0.00	0.00	0.00	0.00	0.00	0.00	0.00	0.00	0.00	0.00	0.00	0.00						
120	0.00	0.00	0.00	0.00	0.00	0.00	0.00	0.00	0.00	0.00	0.00	0.00						
125	0.00	0.00	0.00	0.00	0.00	0.00	0.00	0.00	0.00	0.00	0.00	0.00						
130	0.00	0.00	0.00	0.00	0.00	0.00	0.00	0.00	0.00	0.00	0.00	0.00						
135	0.00	0.00	0.00	0.00	0.00	0.00	0.00	0.00	0.00	0.00	0.00	0.00						
140	0.00	0.00	0.00	0.00	0.00	0.00	0.00	0.00	0.00	0.00	0.00	0.00						
145	0.00	0.00	0.00	0.00	0.00	0.00	0.00	0.00	0.00	0.00	0.00	0.00						
150	0.00	0.00	0.00	0.00	0.00	0.00	0.00	0.00	0.00	0.00	0.00	0.00						
155	0.00	0.00	0.00	0.00	0.00	0.00	0.00	0.00	0.00	0.00	0.00	0.00						
160	0.00	0.00	0.00	0.00	0.00	0.00	0.00	0.00	0.00	0.00	0.00	0.00						
165	0.00	0.00	0.00	0.00	0.00	0.00	0.00	0.00	0.00	0.00	0.00	0.00						
170	0.00	0.00	0.00	0.00	0.00	0.00	0.00	0.00	0.00	0.00	0.00	0.00						
175	0.00	0.00	0.00	0.00	0.00	0.00	0.00	0.00	0.00	0.00	0.00	0.00						
180	0.00	0.00	0.00	0.00	0.00	0.00	0.00	0.00	0.00	0.00	0.00	0.00						

C Range: 0 - 360DEG
C Interval: 30.0DEG
Test Speed: HIGH
Temperature:25.3℃
Operators:zoe
Test Date:2025-2-25

Range: 0 - 180DEG
Interval: 1.0DEG
Test System:EVERFINE GO-SPEX500_V1 SYSTEM V2.00.461
Humidity:65.0%
Test Distance:3.160m [K=1.0000]
Remarks: LAMP:BXRH-30G06T0-C-83 Ra:90
LENS:PM-1084 15R
NOT DRIVER:48V
30minutes warm-up